

# Northland

Technical Sheet


## AOC6332-L-

### Design Highlights


- High backed executive chair in soft-feel leather
- Generously padded seat, arms and headrest
- Stylish painted silver base and frame
- Locking tilt mechanism with tension control
- Height adjustable
- Seat Dims (mm):  
H 500-600 x W 520 x D 485
- EAN – Black: 5030752007083  
Brown: 5030752008684



Made from high quality, soft-feel leather, the Northland is the ultimate in executive chairs. For added comfort it features a generously proportioned seat with thick padding, a high backrest for pronounced lumbar and neck support, and padded arms. The Northland is complete with a fully reclining lockable tilt mechanism, with tension control and height adjustment.



Seat Height Adjustment




Traditional Tilt



Weight Tension Control

Black



Brown



[www.alphasondesigns.com](http://www.alphasondesigns.com)



[CSEurope@Dorel.com](mailto:CSEurope@Dorel.com)



01942 524100



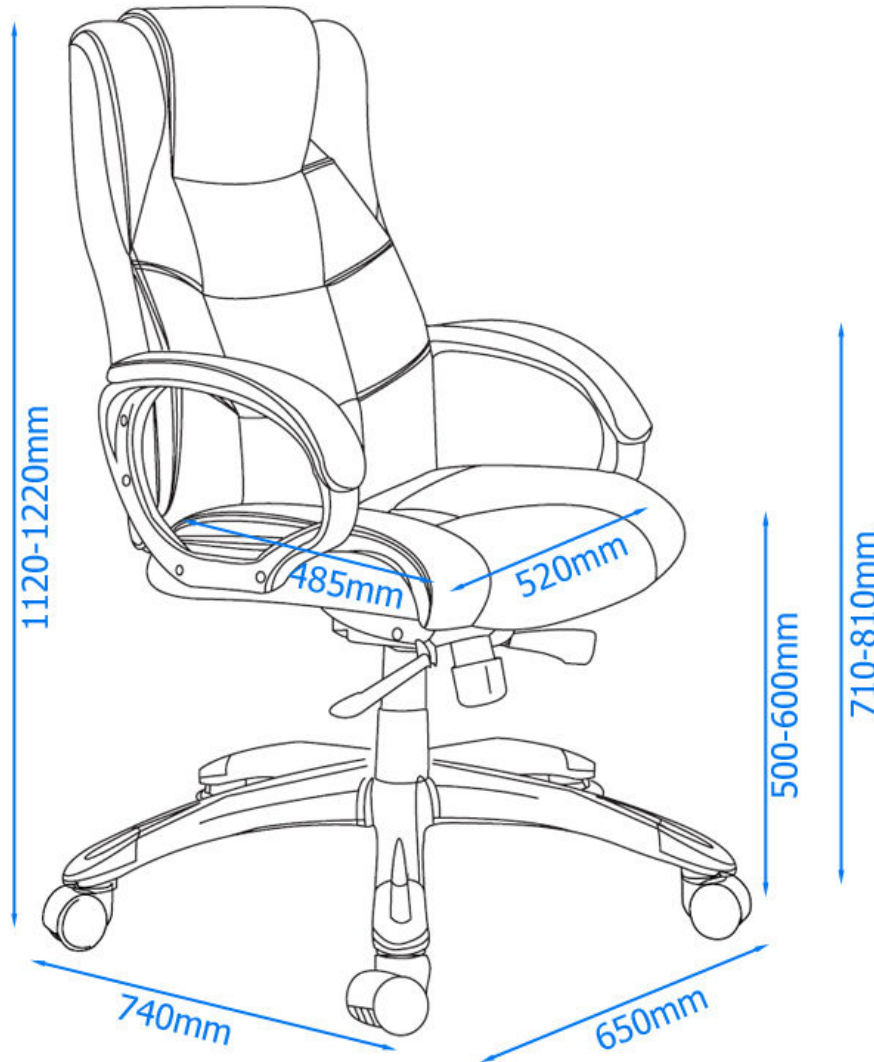
Dorel Home Furnishings Europe Ltd, 244 Swan Lane, Hindley Green, Wigan, UK, WN2 4EY

**alphason**

# Northland

Technical Sheet

## AOC6332-L-



### SPECIFYING

Seat Height (mm)	500-600
Max. User Weight (kg)	114
Max. Recommended Use (hours)	8
Product Weight (kg)	20.85
Dims: H 1220 x W 650 x D 740 (mm)	

### PACKAGING

Number of Boxes	1
Width (mm)	710
Height (mm)	630
Depth (mm)	310
Weight (kg)	24



[www.alphasondesigns.com](http://www.alphasondesigns.com)



[CSEurope@Dorel.com](mailto:CSEurope@Dorel.com)



01942 524100



Dorel Home Furnishings Europe Ltd, 244 Swan Lane, Hindley Green, Wigan, UK, WN2 4EY

**alphason**